

## USER EDUCATION

### INFORMATION LITERACY SKILLS WORKSHOPS

Open to all USM students and staff

Daily: Monday - Friday

Time: 8.30 - 10.30 a.m.

Place: Electronic Information Service Centre  
3rd Floor,  
Perpustakaan Hamzah Sendut 1


Please register at the  
Reference and Information Service Counter, 2nd Floor,  
Perpustakaan Hamzah Sendut 1.

### INFORMATION SEARCH SKILLS WORKSHOPS (Subject based)


Will be run upon request from Dean/Lecturers of Schools/  
Centres of the Universiti Sains Malaysia. The Workshops  
running about 2 hours can accommodate groups of 15-70  
students and will be conducted in the Multipurpose Rooms  
of the Library (any other venue outside the Library will also  
be considered).

### ENQUIRIES

For further information, please contact:-  
Reference and Research Division  
Perpustakaan Hamzah Sendut 1  
Universiti Sains Malaysia  
11800 USM, Penang.  
Tel: 04-6533888 extn. 3723  
Fax: 04-6571526  
E-mail: rujukan@notes.usm.my  
Website: <http://www.lib.usm.my>



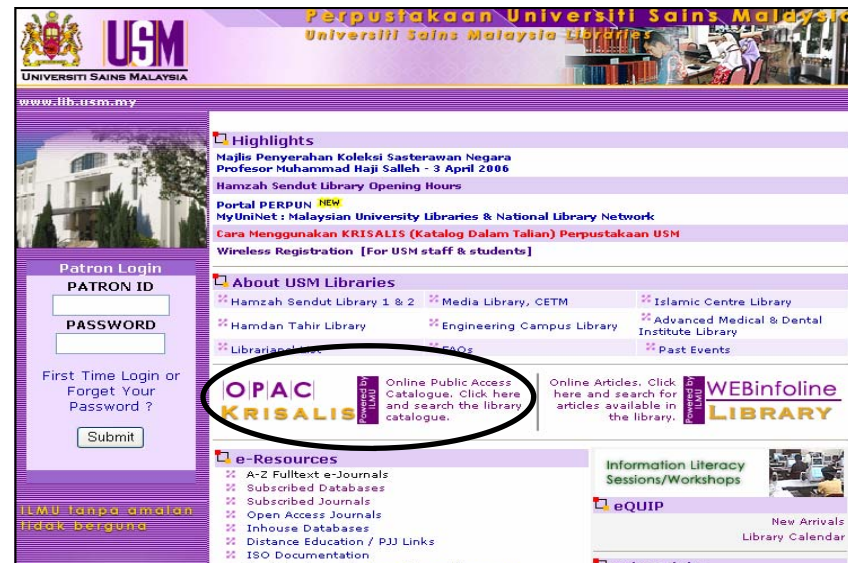
**KRISALIS**  
**UNIVERSITI SAINS MALAYSIA LIBRARY ONLINE**  
**PUBLIC ACCESS CATALOGUE (OPAC)**



**PERPUSTAKAAN HAMZAH SENDUT**

**WHAT IS KRISALIS?**  
**KRISALIS is the USM online library catalogue**  
**which can be accessed from any computer with**  
**Internet access**

[www.lib.usm.my](http://www.lib.usm.my)



The screenshot shows the KRISALIS website interface. At the top, there is a banner for 'Perpustakaan Universiti Sains Malaysia' and 'Universiti Sains Malaysia Libraries'. Below the banner, there is a navigation bar with the website URL 'www.lib.usm.my'. The main content area is divided into several sections:

- Highlights:** Includes news items such as 'Majlis Penyerahan Koleksi Sasterawan Negara Profesor Muhammad Haji Salleh - 3 April 2006', 'Hamzah Sendut Library Opening Hours', 'Portal PERPUN', 'MyUniNet : Malaysian University Libraries & National Library Network', 'Cara Menggunakan KRISALIS (Katalog Dalam Talian) Perpustakaan USM', and 'Wireless Registration [For USM staff & students]'.
- Patron Login:** A section for users to log in with their 'PATRON ID' and 'PASSWORD'. It includes a 'Submit' button and a link for 'First Time Login or Forget Your Password?'.
- About USM Libraries:** A list of library branches including Hamzah Sendut Library 1 & 2, Media Library, CETM, Islamic Centre Library, Hamdan Tahir Library, Engineering Campus Library, and Advanced Medical & Dental Institute Library.
- OPAC KRISALIS:** A prominent link for 'Online Public Access Catalogue. Click here and search the library catalogue.' This link is circled in red.
- Online Articles:** A link for 'Click here and search for articles available in the library.'
- WEbinfoline LIBRARY:** A link for 'Online Articles. Click here and search for articles available in the library.'
- e-Resources:** A list of digital resources including 'A-Z Fulltext e-Journals', 'Subscribed Databases', 'Subscribed Journals', 'Open Access Journals', 'Inhouse Databases', 'Distance Education / PJJ Links', and 'ISO Documentation'.
- Information Literacy Sessions/Workshops:** A link for 'Information Literacy Sessions/Workshops'.
- eQUIP:** A link for 'eQUIP' with sub-links for 'New Arrivals' and 'Library Calendar'.

## WHAT IS THE USE OF KRISALIS?

KRISALIS is used to retrieve all the items that can be found at the USM Libraries. These items include books, journals, theses, sound and video recordings, CD-ROMs and others.

### Universiti Sains Malaysia Libraries:

Pulau Pinang  
Hamzah Sendut Library 1& 2  
Islamic Library  
Centre for Instructional Technology and Multimedia (PTPM)  
Kubang Kerian, Kelantan  
Hamdan Tahir, Library,  
Nibong Tebal, Seberang Perai Selatan, Pulau Pinang.  
Engineering Campus Library,  
Bertam, Kepala Batas  
Advanced Medical and Dental Institute Library (IPPT)

### KRISALIS gives:

- Item's Description
- Call Number
- Item's Location
- Copies Available
- Status (Available/Circulated)

### • HOW TO USE KRISALIS

- Go to our library web site at [www.lib.usm.my](http://www.lib.usm.my) and click on "OPAC".
- Begin your search by using "Basic Search" or "Guided Search".

#### (a) Basic Search

<p>Basic Search is divided into three types:</p> <p>a) <b>Word List</b> - Any word.</p> <p>b) <b>Phrase</b> - Used when it is a phrase. Example: Computer Design, English Language, Interior design.</p> <p>c) <b>Exact Match</b> - Specific word.</p>	<p>An item can be searched by Title, Author or Subject</p> <p>a) <b>Title</b> - The title of the item.</p> <p>b) <b>Author</b> - The author of the item.</p> <p>c) <b>Subject</b> - Subject of the item based on <b>Library of Congress Subject Headings</b>.</p>
--	---

#### (b) Guided Search

Guided Search is used for combination of searching by title and other title or title and author using the "Boolean Operators" (AND, OR, NOT).

- Type the particulars regarding an item.
- Click on the "Search" icon and the information regarding the item will appear.
- Select the item that you need by clicking the "Select" box.
- Click "Retrieve".
- The "Call Number", "Library", "Location" and "Status" (Available/Circulated) will appear.

### • HOW TO RESERVE AN ITEM

Only items currently circulated can be reserved.

- Go to [www.lib.usm.my](http://www.lib.usm.my)
- Enter your "PATRON ID" and "PASSWORD" at the "Patron Login" which is on the left of the screen.
- Click on "Submit" and your name will appear.
- Click on "OPAC".
- Begin your search by using "Basic Search" or "Guided Search"
- If an item is "Circulated", there will be a "Due Date".
- To reserve the item, click on "Place Reservation" icon which is at the bottom of the screen.
- The message "You have successfully reserved this item. Please wait for the notice to pick up the item." will appear.
- A message will be sent to you when the item is available for pick up. (Please check the notification of the reservation status in your e-QUIP)

### • HOW TO CHECK YOUR LIBRARY ACCOUNT (e-QUIP)

- Go to [www.lib.usm.my](http://www.lib.usm.my)
- Enter your "PATRON ID" and "PASSWORD" at the "Patron Login" icon.
- Click "Submit".
- Your name and icon "e-QUIP" will appear on your right.
- The following item will be under e-QUIP.
  - Reservation Status** - to check your reservation status.
  - On-loan Item** - to check your list of items borrowed and the due date of the items. You may do your online renewal by clicking the "Renew" icon.
  - Patron Detail Enquiry** - to check your personal details such as our name, address, e-mail address and other information.
  - View Suggestion** - to look at the suggestion made by others and also to give your suggestion.
  - View Mail** - to look at the mail that sent by library.
  - View Receipting Transaction** - to check your library fines.
- Click "Logout" after you access e-QUIP.